



CATALOG #	DLC	REPLACES UP TO	WATTS	LUMENS	LPW	ANNUAL SAVINGS	SETBACK / MTG HT MIN	MAX	
CLASSIC WALL LIGHTS									
	WL20LED	No	100W MH	20	1,772	90	ANNUAL \$68 SAVINGS	8'	10'
	WL20LEDPC	No	100W MH	20	1,772	90	ANNUAL \$68 SAVINGS	8'	10'
	WLSG27LED	Std	100W MH	27	3,017	113	ANNUAL \$65 SAVINGS	10'	12'
	WLM43LED	Std	175W MH	43	4,350	107	ANNUAL \$93 SAVINGS	12'	14'
	WLM64LED	No	250-400W MH	64	6,349	101	ANNUAL \$198 SAVINGS	16'	18'
	WLD64LED	Std	250-400W MH	64	6,966	111	ANNUAL \$198 SAVINGS	18'	20'
	WLD86LED	Std	400W MH	86	9,173	107	ANNUAL \$188 SAVINGS	20'	22'
FULL CUT-OFF WALL LIGHTS									
	WLCFC27LED	Prem	100W MH	27	3,411	129	ANNUAL \$65 SAVINGS	10'	12'
	WLMFC43LED	Prem	175W MH	43	5,366	130	ANNUAL \$93 SAVINGS	12'	14'
	WLMFC64LED	Prem	250-400W MH	64	8,131	132	ANNUAL \$198 SAVINGS	16'	18'
SLIMPAK PRO									
	WSPS12LED	Std	70W MH	12	1,326	108	ANNUAL \$54 SAVINGS	8'	10'
	WSPS20LED	Std	100W MH	20	2,228	109	ANNUAL \$68 SAVINGS	8'	10'
	WSPS40LED	Std	175W MH	40	4,047	106	ANNUAL \$94 SAVINGS	10'	12'
	WSPL60LED	Std	250W MH	60	6,635	111	ANNUAL \$126 SAVINGS	14'	16'
	WSPL80LED	Std	400W MH	80	8,396	108	ANNUAL \$191 SAVINGS	18'	20'
	WSPLD60LEDEB	Std	250W MH	60	6,412	100	ANNUAL \$126 SAVINGS	14'	16'
WALL PAK PRO									
	WPS13LED	Prem	70W MH	13	1,765	124	ANNUAL \$53 SAVINGS	8'	10'
	WPS27LED	Prem	100W MH	27	3,311	126	ANNUAL \$65 SAVINGS	10'	12'
	WPM43LED	Prem	175W MH	43	5,334	133	ANNUAL \$93 SAVINGS	12'	14'
	WPM64LED	Prem	250-400W MH	64	7,501	122	ANNUAL \$198 SAVINGS	16'	18'
	WPL86LED	Prem	400W MH	86	11,250	132	ANNUAL \$188 SAVINGS	18'	20'
	WPL102LED	Prem	400W MH	102	14,060	142	ANNUAL \$181 SAVINGS	22'	25'
CANOPY / DUSK TO DAWN									
	VN1243LED	Prem	175W MH	43	5,365	123	ANNUAL \$93 SAVINGS	12'	14'
	VN1256LED	Prem	175W MH	56	6,591	117	ANNUAL \$88 SAVINGS	12'	14'
	CPM40LED	Prem	175W MH	40	5,401	133	ANNUAL \$94 SAVINGS	12'	14'
	CPM60LED	Prem	250W MH	60	7,514	127	ANNUAL \$116 SAVINGS	12'	14'
	DD42LED5K	No	175W MV	42	3,813	99	ANNUAL \$90 SAVINGS	12'	14'
SITE LIGHTER PRO									
	SLP16110LED	Varies	250W MH	110	12,780	106	ANNUAL \$129 SAVINGS	14'	18'
	SLP16145LED	Varies	400W MH	145	16,850	121	ANNUAL \$187 SAVINGS	18'	22'
	SLP16175LED	Varies	400W MH	175	19,540	116	ANNUAL \$174 SAVINGS	20'	26'
	SLP22270LED	Varies	1000W MH	270	31,270	118	ANNUAL \$405 SAVINGS	25'	35'
	SLP22360LED	Prem	1000W MH	360	43,020	126	ANNUAL \$365 SAVINGS	35'	45'
	PLM43LED	Std	175W MH	43	5,334	133	ANNUAL \$93 SAVINGS	12'	14'
	PLM64LED	Std	400W MH	64	7,384	121	ANNUAL \$198 SAVINGS	16'	18'

CATALOG #	DLC	REPLACES UP TO	WATTS	LUMENS	LPW	ANNUAL SAVINGS	SETBACK / MTG HT MIN	MAX
-----------	-----	----------------	-------	--------	-----	----------------	----------------------	-----

POWER FLOOD PRO

	PFS22LED	Std	100W MH	22	2,049	93	ANNUAL \$67 SAVINGS	8'	16'
	PFM43LED	Std	175W MH	43	4,274	98	ANNUAL \$93 SAVINGS	12'	25'
	PFL84LED	Std	400W MH	84	8,016	98	ANNUAL \$189 SAVINGS	15'	30'
	PFL126LED	Std	400W MH	126	13,180	105	ANNUAL \$171 SAVINGS	18'	35'
	PFXL162LED	Std	1000W MH	162	16,030	104	ANNUAL \$442 SAVINGS	20'	40'
	PFXL190LED	Std	1000W MH	190	19,106	104	ANNUAL \$430 SAVINGS	25'	50'


EXTRA-WIDE FLOODS

	PFSXW13LED	Prem	70W MH	13	1,765	124	ANNUAL \$53 SAVINGS	3'	6'
	PFSXW27LED	Prem	100W MH	27	3,311	126	ANNUAL \$65 SAVINGS	4'	8'
	PFMXW43LED	Prem	175W MH	43	5,334	133	ANNUAL \$93 SAVINGS	5'	10'
	PFMXW64LED	Prem	250-400W MH	64	7,384	121	ANNUAL \$198 SAVINGS	6'	12'
	PFLXW86LED	Prem	400W MH	86	11,250	132	ANNUAL \$188 SAVINGS	10'	25'
	PFLXW102LED	Prem	400W MH	102	14,060	142	ANNUAL \$181 SAVINGS	14'	30'


CATALOG #	AMBIENT TEMPS 12" CHAIN MNT	DLC	REPLACES UP TO	WATTS	LUMENS	LPW	ANNUAL SAVINGS	SETBACK / MTG HT MIN	MAX
-----------	-----------------------------	-----	----------------	-------	--------	-----	----------------	----------------------	-----

LINEAR HIGH BAYS

*with glare free lens

	ILH49L	50°C/122°F	Prem	4L T8 FL	60	9,575	158	ANNUAL \$65 SAVINGS	10'	14'
	ILH49LL*	50°C/122°F	Prem	4L T8 FL	60	9,003	148	ANNUAL \$65 SAVINGS	10'	14'
	ILH412L	50°C/122°F	Prem	175W MH	74	11,690	158	ANNUAL \$85 SAVINGS	12'	16'
	ILH412LL*	50°C/122°F	Prem	175W MH	74	10,940	148	ANNUAL \$85 SAVINGS	12'	16'
	ILH415L	50°C/122°F	Prem	250W MH	103	15,720	152	ANNUAL \$125 SAVINGS	12'	18'
	ILH415LL*	50°C/122°F	Prem	250W MH	103	14,690	143	ANNUAL \$125 SAVINGS	12'	18'
	ILH418L	50°C/122°F	Prem	250W MH	154	21,500	139	ANNUAL \$90 SAVINGS	14'	20'
	ILH418LL*	50°C/122°F	Prem	250W MH	154	19,910	129	ANNUAL \$90 SAVINGS	14'	20'
	ILH424L	50°C/122°F	Prem	400W MH	169	26,330	155	ANNUAL \$177 SAVINGS	18'	30'
	ILH424LL*	50°C/122°F	Prem	400W MH	169	24,360	145	ANNUAL \$177 SAVINGS	18'	30'
	ILH430L	50°C/122°F	Prem	400W MH	209	31,970	152	ANNUAL \$159 SAVINGS	20'	35'
	ILH430LL*	50°C/122°F	Prem	400W MH	209	29,790	142	ANNUAL \$159 SAVINGS	20'	35'
	ILH436L	50°C/122°F	Prem	1000W MH	246	38,280	156	ANNUAL \$415 SAVINGS	25'	40'
	ILH436LL*	50°C/122°F	Prem	1000W MH	246	35,270	144	ANNUAL \$415 SAVINGS	25'	40'
ILH448L	50°C/122°F	Prem	1000W MH	312	46,910	150	ANNUAL \$386 SAVINGS	25'	45'	
ILH48LL*	50°C/122°F	Prem	1000W MH	312	43,380	139	ANNUAL \$386 SAVINGS	25'	45'	

LINEAR WET LOCATIONS

	ILW25LED2D	45°C/113°F	Prem	70W MH	25	3,092	128	ANNUAL \$53 SAVINGS	8'	12'
	ILW48LED4D	45°C/113°F	Prem	4L T8 FL	48	6,628	140	ANNUAL \$70 SAVINGS	10'	14'
	ILW76LED8D	45°C/113°F	Prem	4L T5 FL	76	10,900	147	ANNUAL \$96 SAVINGS	12'	16'
	ILW98LED8D	45°C/113°F	Prem	4L T5 FL	98	13,330	142	ANNUAL \$86 SAVINGS	14'	18'
	ILW76LED2WD	45°C/113°F	Prem	4L T5 FL	76	10,620	152	ANNUAL \$96 SAVINGS	12'	16'
	ILW98LED2WD	45°C/113°F	Prem	4L T5 FL	98	13,850	145	ANNUAL \$86 SAVINGS	14'	18'
	ILW130LED2WD	45°C/113°F	Prem	6L T5 FL	130	16,980	132	ANNUAL \$118 SAVINGS	14'	20'
	ILW98LED4WD	45°C/113°F	Prem	4L T5 FL	98	14,040	149	ANNUAL \$86 SAVINGS	14'	18'
	ILW130LED4WD	45°C/113°F	Std	6L T5 FL	130	17,630	138	ANNUAL \$118 SAVINGS	14'	20'
	ILW190LED4WD	45°C/113°F	Prem	6L T5 FL	190	27,060	145	ANNUAL \$92 SAVINGS	16'	22'